

THE **RIGHT TOOLS** FOR EVERY JOB, **EVERY TIME**



For well over 100 years, Triplett has been dedicated to providing the best value in test equipment. Triplett continues to innovate and offer the very best in test and measurement tools to meet the needs of our customers.



1955

Triplett's "all time" best seller was introduced, the Model 310. It became an industry standard and continues to be today. The trades stated "with all of its capabilities, the Model 310 was virtually a portable instrument laboratory." The renowned Model 310 hand-held analog volt/ohm meter is still manufactured and highly sought-after today.

1942

Pearl Harbor was attacked, deeply involving the U.S. in WW II. Because very few first line meter manufacturers existed at this time, Triplett was honored to supply the needs of the U.S. Signal Corps. The demands were so great that Triplett trained GRUEN Watch Company employees to make meters. In return, BULOVA Watch Company trained Triplett employees to set and polish jewel bearings and pivots, hence the Pivot & Jewel movement. The labor force reached 700 as the plant operated around the clock for the war effort. Wooden boxes were loaded with metal-cased meters and shipped in box car quantities.

1925

Triplett introduced the READRITE Model 201 Tube Tester. Triplett also introduced the first "dual" meter (amperes and volts). The Model 9 & Model 11 meters were developed later, which housed 9 meters and 11 meters in one case for use by radio repairmen.



1904

At the age of 19, Ray L. Triplett launched the Triplett Meter Company and the first product developed was the "Hot Wire" meter which was an electrical test meter housed in a nickel pocket watch case. This first meter was used frequently by early owners of automobiles to test their electric starter batteries. Its portability allowed it to be easily carried in a pocket or tool box.



1949

Triplett developed the Model 630. The Model 630 became the "2nd best" all time seller. It had the exclusive "bar ring" shielded movement and was developed with "one" switch so that the operator had one hand free. The Model 630 is still produced today.



1932

The company name was changed to: Triplett Electrical Instrument Company.



1920

Triplett worked out cutting edge procedures for determining "wire size & winding" which led to the development of the revolutionary 50 Volt Meter used for Battery Testing. Demand was so high that Triplett produced 1,200 of these Battery Testers per day. Triplett also introduced the use of hair springs to provide the necessary torque for meters.

Over 100 Years of History and Innovation.....

1991

Triplett developed a line of Testers for the Railroad Industry (2000 Series). These products are still in high demand today.



1998

Triplett introduced a new line of Analog Instruments including the "Big Look," becoming the only instrument supplier in the world to offer the complete "spectrum" of Analog Instrumentation. Triplett also introduced a new line of advanced Digital Multimeters, the 9000 Professional Series.



2014

Jewell Instruments acquired the Byte Brothers line of innovative cable test devices to add to its Triplett Test Equipment product group. The Byte Brothers product development and manufacturing were relocated to Jewell's manufacturing facility in Manchester, NH.



1975

The Model 60 was introduced and became the principal measuring instrument for industrial plants, trade schools and technical colleges. The Model 60 was so rugged that when it was dropped from a 265 foot electrical tower it continued to work!



1992

With technology changing, Triplett developed a cutting edge line of LAN Testers.



2007

Jewell Instruments, LLC of New Hampshire purchased the Triplett product line. Triplett was relocated to Jewell's manufacturing facility in Manchester, NH where a new line of innovative products were developed for the low voltage industry such as advanced borescopes, progressive digital multimeters & innovative hand tools.

Jewell
Instruments

Source: www.vanzwamcs.com/greenpages/measurement/triplett_history/Triplett_Bluffton_page.htm

Triplet's Newest and Best products for 2015!

In addition to acquiring the innovative Byte Brothers cable test devices, Triplet has also developed many new test equipment products for 2015.

Triplet continues to be at the leading edge of technology with our full line of products in six major categories – Electrical Test & Measurement, Voice Data & Video Test, Security Camera Test, Vision & Inspection, Specialty Tools and Cable Testers.

Our goal is to continue our legacy of innovation by staying connected with our customers. We pride ourselves on being the brand of test equipment preferred by technicians.

Camera Test Monitor



Page 5

The highly anticipated ruggedized wrist-mountable test monitor is finally here!

Compact Digital Multimeters



Page 13

3 New Compact Digital Multimeters that are anything but "compact" on new features including: a backlit display, dedicated Battery Test, test lead holders, Temperature Range and much more!

Industrial Digital Multimeters



Page 10

The updated version of our popular Model 9007 now includes Temperature Range, Data Hold and Frequency!

Professional Sound Level Meter



Page 23

The long-awaited ANSI-spec sound meter is finally here with dBA/dBC ranges, backlit display and more!

PoE Detector



Page 26

A simple-to-use new product that detects PoE and identifies if it is 802.3af, 802.3at or non-standard DC power; from 5V to 57V!

Video Test Module


















Page 30

Another long awaited new product, the LVPRO Video Test Module! Lets you test HDMI cables and generate HDMI test patterns, and test signal levels on F-type and SDI coaxial cables!

Check out these great NEW products and more throughout the rest of the catalog!

Table of Contents

Security Camera Test Solutions 		5-6
Inspection Cameras 		7-8
Electrical Test & Measurement Solutions 		9-23
VDV Testers 		24-28
Cable Testers 		29-33
Specialty Tools 		34-36
Accessories 		37-38
Product Index 		42

Check out triplett.com for more information, product videos, spec sheets and more!

Triplett's Security Camera Test Solutions category is a full line of advanced, industry leading video test equipment for analog, PTZ and IP cameras. With these test monitors any installer can save time on the job site and be confident that the installation is done right!

CAMVIEW™ ELITE

Ruggedized Wrist Mounted Test Monitor

- Powers security camera with 12 volt / 1 amp output
- Enables viewing of camera output to adjust zoom, focus, position, etc.
- Verifies presence of video signal and quality
- Full loop-thru capability for simultaneous view
- 3.5" color non-reflective display
- Video adjustment settings (brightness, saturation, etc.)
- 6 hour rechargeable battery (screen only)
- Displays video signal's peak voltage
- Color bar generator
- 1 year warranty
- Includes: charger, wrist strap, BNC jumper cable, 12V DC power cable with 5.5mm coaxial connector, BNC to RCA adapter and case

Part Number: 8060



CAMVIEW™ W35v

Wrist Mounted Test Monitor with 12 Volt Output

- Powers security camera with 12 volt output
- Enables viewing of camera output to adjust zoom, focus, position, etc.
- Verifies presence of video signal and quality
- Full loop-thru capability for simultaneous view
- 3.5" color daytime viewable display
- Camera input and AV output
- Video adjustment settings (brightness, saturation, etc.)
- 6 hour rechargeable AA batteries (screen powered)
- 1 year warranty
- Includes: AA NiMH batteries, charger, wrist strap, BNC jumper cable, RCA audio/video input/output cables, 12V DC power cable with 5.5mm coaxial connector, BNC to RCA adapter and case

Part Number: 8055



CAMVIEW™ W35

Wrist Mounted Test Monitor

- 3.5" color daytime viewable display
- View camera output to adjust zoom, focus, position, etc.
- Verify presence of video signal and quality
- Video adjustment settings (brightness, saturation, etc.)
- Camera input and AV output
- 6 hour rechargeable AA batteries
- 1 year warranty
- Includes: AA NiMH batteries, charger, wrist strap, BNC jumper cable, RCA audio/video input/output cables, BNC to RCA adapter and case

Part Number: 8050




MINI MONITOR 2.5

Compact Test Monitor

- Enables viewing of camera output to adjust zoom, focus, position, etc.
- Verifies presence of video signal and quality
- 2.5" color display
- Video adjustment settings (brightness, saturation, etc.)
- 4 hour rechargeable battery
- 1 year warranty
- Includes: charger, wrist strap, BNC cable and case

Part Number: VTX025



CAMERA WIZARD II™

CCTV / IP Video System Tester

- Powers security camera with 12 volt / 1 amp output
- Supports more than 30 PTZ protocols*
- Full loop-thru capability for simultaneous view
- Supports RS-485, RS-422 and RS-232 PTZ interfaces
- PTZ keyboard allows fast access to Pan, Tilt, Zoom, Focus and Iris
- On-screen display of all modes, functions and settings
- IP address scan
- Link monitor - displays all IP addresses for a given gateway
- Pings IP addresses to verify connectivity
- PoE tester displays in Volts
- Port Flicker/port identifier
- Basic cable test of CAT5/6 cables
- Color bar generator
- 3.5" color daytime viewable display
- 11 hour battery life
- 1 year warranty
- Includes: charger, neck strap, BNC cable, audio cable, 12V DC power cable with 5.5mm coaxial connector, RS485 cable, remote terminator, 4GB SD card and case

Part Number: VTX455



Video Monitor Chart	Part Number	8050	8055	8060	VTX025	VTX455
	Screen Size	3.5"	3.5"	3.5"	2.5"	3.5"
	Screen Resolution	320 x 240	320 x 240	320 x 240	480 x 234	480 x 320
	Aspect Ratio	4:3	4:3	4:3	4:3	3:2
	Brightness	250cd/M ²	250cd/M ²	250cd/M ²	N/A	N/A
	Contrast	350:1	350:1	350:1	N/A	N/A
	Video Formats	NTSC & PAL	NTSC & PAL	NTSC & PAL	NTSC & PAL	NTSC & PAL
	DC Output	-	12 Volt / 350mA	12 Volt / 1 Amp	-	12 Volt / 1 Amp
	PTZ Capable	-	-	-	-	✓
	Battery Life	6 Hours	6 Hours / 1 hr with 350mA output	6 Hours / 30 mins under full load 1A output	4 Hours	11 Hours
	Battery Type	Rechargeable NIMH AA	Rechargeable NIMH AA	Lithium Polymer	3.7 V Lithium Polymer	3.7 V Lithium Polymer
	Size	4¾" x 3¾" x 1¼"	4¾" x 3¾" x 1¼"	4¾" x 4½" x 2½"	3¼" x 2½" x ¾"	7½" x 4¼" x 1¾"
	Weight	9 oz.	10 oz.	10oz.	3 oz.	17 oz.

*Pelco D, Pelco P, YAAN, YAAN-O, YAAN-1 Samsung, Panasonic, Liliin-FAST, Liliin-MLP2, Molyx, Minking A01, Fastrax, CBC, LC-NEW, WV-CS850, SONY-EVI, LG-MULTIX, PEARMAIN, Minking B01, ALEC, DAT-SD, Vicon, Vcltp, DH-YC06, Sanyo-SSP, Santachi, Bosch OSRD, Minking B01 TeleEye DM2, HD600, Hikvision, Kalatel 304, Kalatel ASC, AD 168 (M-B), AD manchest, Samsung SPD, Siemens, Alec

Triplett offers a full line of innovative Inspection Cameras that allow installers to see behind walls and down drains. Each inspection camera offers unique features that will save time and money on any repair or installation!

COBRACAM™ PRO




Inspection Camera with Detachable Magnetic Display

- Snapshots and live video function can be saved directly to device and be reviewed on demand - no computer required
- Simple control layout
- 3.5" full color detachable magnetic LCD Display
- 4x digital zoom
- Illuminated with adjustable white LED's
- Small 8mm camera head
- Camera wand is water-resistant
- 3 foot camera wand standard - Extend to 100' of watertight length with optional accessories
- 1 year warranty
- Includes: camera wand, 4GB micro SD card, case, magnet, hook, mirror, wrist strap, video cable and batteries (4 - AA)



Part Number: 8125



COBRACAM™ WIFI



Wireless Inspection Camera

- Portable inspection camera that works wirelessly with your smartphone or tablet (up to 60' away)
- Snapshots and live video can be saved directly to smartphone or tablet
- Video input with included BNC allows for adjusting security camera's aim, focus and zoom
- Text message or email test results to clients from smartphone
- Simple control layout
- Works with Android® (phones and tablets), iPhone® and iPad®
- Supports up to 6 devices at once
- Illuminated with adjustable white LED's
- Small 9.9mm camera head
- Camera wand is water-resistant
- 3 foot camera wand standard - Extend to 100' of watertight length with optional accessories
- 1 year warranty
- Includes: camera wand, BNC cable, charger cable, case, video output cable, magnet, hook and mirror



Part Number: 8120



*Phone Not Included

COBRACAM™ 2

Portable Inspection Camera and Video Monitor

- Video input with included BNC allows for adjusting security camera's aim, focus and zoom
- 2.4" full color LCD Display
- Illuminated with adjustable white LED's
- Small 10.2 mm camera head
- Camera wand is water-resistant
- 6 foot camera wand standard - Extend to 100' of watertight length with optional accessories
- 1 year warranty
- Includes: camera wand, BNC cable, video cable, case, magnet, hook and mirror

Part Number: 8115



COBRACAM™ USB III




Portable Inspection Camera with USB Interface

- High quality, low cost digital inspection camera
- Snapshots and live video function can be saved directly to computer's hard drive (PC or MAC*)
- Illuminated with adjustable white LED's
- Small 8.3 mm camera head
- 37" camera wand
- Camera wand is water-resistant
- Works with Windows® 8, 7, Vista™, XP, Linux Kernel V2.6 or later and MAC*
- 1 year warranty
- Includes: software CD, case, magnet, hook and mirror

Part Number: 8106

* Must use pre-installed software 'Photo booth'



COBRACAM Chart	Part Number	8125	8120	8115	8106
	Screen Size	3.5"	-	2.4"	-
	Camera Resolution	640 x 480	640 x 480	320 x 240	648 x 488
	Camera Diameter	8mm	8.9mm	10.2mm	8.3mm
	Video Record	✓	✓	-	✓
	Still Image Record	✓	✓	-	✓
	Focal Distance	1" - 3"	1" - 3"	1" - 3"	2 1/2"
	Camera Wand Length	3' Extendable	3' Extendable	6' Extendable	37" Fixed/ 6' USB cable
	LEDs	4	2	2	4
	Battery Life	4 Hours	3 Hours	6 Hours	USB powered

Triplett's acclaimed history in Electrical Test & Measurement dates back to 1904. Today, Triplett offers cutting edge digital multimeters, legacy VOM's and feature-rich electrical test equipment for every technician!



MODEL 9065

True RMS Data Logger

- 54 Ranges
- Record up to 20,000 measurements
- DC Voltage up to 1000V
- AC Voltage up to 1000V
- AC/DC Current to 10A
- Frequency from 60Hz to 60MHz
- Resistance from 600Ω to 60MΩ
- Capacitance from 6nF to 60mF
- Data Hold
- Duty Cycle
- Diode Test
- Continuity Test
- Auto-Polarity
- Dual temperature input
- 4 5/6 digit, 60000 count display
- IP65 rated protection
- Auto power off
- Overload protection
- 3 year warranty
- Includes: test leads, K Type probe (2), temp connector, charging adapter, USB cable, CD software and case
- **Part Number: 9065**





MODEL 9055

6-In-1 DMM

- 53 Ranges
- DC Voltage up to 1000V
- AC Voltage up to 700V
- AC/DC Current to 10A
- Frequency from 5Hz to 10MHz
- Built-In dBC meter
- Built-In LUX meter
- Built-In Ambient Temp. meter
- Built-In Relative Humidity meter
- Built-In AC Voltage Detector
- Data Hold
- Duty Cycle
- Diode Test
- Continuity Test
- Auto-Polarity
- Contact Temp Test (°F & °C selectable)
- 3½ digit, 4000 count backlit display
- Splash proof, dust proof and drop resistant case
- Auto power off
- Overload protection
- 3 year warranty
- Includes: test leads, alligator clips, K Type probe and battery (1 - 9V)
- **Part Number: 9055**



MODEL 9045

True RMS DMM

- 44 Ranges
- DC Voltage up to 1000V
- AC Voltage up to 750V
- AC/DC Current to 10A
- Frequency from 10Hz to 10MHz
- 61 Segment Bargraph
- Auto / Manual ranging
- Min / Max
- Data hold
- Duty Cycle
- Diode Test
- Continuity Test
- Auto-Polarity
- Contact Temp Test (°F & °C selectable)
- 3¾ digit, 6000 count backlit display
- Splash proof, dust proof and drop resistant case
- Auto power off
- Overload protection
- 3 year warranty
- Includes: test leads, alligator clips, K Type probe and battery (1 - 9V)
- **Part Number:** 9045



MODEL 9007-A

Industrial DMM

- 30 Ranges
- DC Voltage up to 600V
- AC Voltage up to 600V
- AC/DC Current to 10A
- Frequency from 1Hz to 2MHz
- Manual Ranging
- Data Hold
- 3½ digit, 2000 count large 1.4" backlit display
- Temperature Test
- Duty Cycle
- Diode Test
- Continuity Test
- Auto-Polarity
- Splash proof, dust proof and drop resistant case
- Auto power off
- 3 year warranty
- Includes: test leads, alligator clips, K Type probe and battery (1 - 9V)
- **Part Number:** 9007



See pages 37 & 38 for
Carrying Cases,
Test Leads
and Accessories.

Model Number		9065	9055	9045	9007-A
Digital MultiMeter Functions	DC Voltage	0.001mV to 1000V 1(60mV, 0.001mV res) $\pm(0.025\% + 20)$ 3(600mV/6V/60V, 0.01/0.0001/0.001V res) $\pm(0.025\% + 5)$ 2(600V CAT IV, 1000V CAT III, 0.01/0.1V res) $\pm(0.03\% + 5)$	0.1mV to 1000V 3(400mV/4V/40V, 0.1mV/0.001mV/0.01V res) $\pm(1\% + 4)$ 1(400V, 0.1V res) $\pm(1.5\% + 4)$ 1(600V CAT IV, 1000V CAT III, 1V res) $\pm(1.5\% + 4)$	0.1mV to 1000V 4(600mV/6V/60V/600V, 0.1mV/0.001/0.01/0.1V res) $\pm(0.5\% + 5)$ 1(600V CAT III, 1000V CAT II, 1V res) $\pm(0.8\% + 5)$	0.1mV to 600V 4(200mV/2V/20V/200V, 0.1mV/0.001/0.01/0.1V res) $\pm(0.5\% + 5)$ 1(600V CAT III, 1V res) $\pm(0.8\% + 2)$
	AC Voltage (60Hz)	0.001mV to 1000V True RMS 1(60mV, 0.001mV res) $\pm(0.06\% + 60)$ 4(600mV/6V/60V/600V, 0.01/0.0001/0.001/0.01V res) $\pm(0.3\% + 30)$ 1(1000V CAT III, 0.01V res) $\pm(0.6\% + 30)$	0.1mV to 700V 1(400mV, 0.1mV res) $\pm(1.5\% + 15)$ 2(4/40V, 0.001/0.01V res) $\pm(1\% + 4)$ 1(400V, 0.1V res) $\pm(1.5\% + 4)$ 1(600V CAT IV, 700V CAT III, 1V res) $\pm(2\% + 4)$	0.001V to 750V True RMS 3(6/60/600V, 0.001mV/0.01mV/0.1V res) $\pm(0.8\% + 5)$ 1(600V CAT III, 750V CAT II, 1V res) $\pm(1.2\% + 5)$	0.001V to 600V 3(2V/20V/200V, 0.001mV/0.01mV/0.1V res) $\pm(1\% + 3)$ 1(600V CAT III, 1V res) $\pm(1.2\% + 5)$
	DC Current	0.01uA to 10A 1(600uA, 0.01uA res) $\pm(0.08\% + 20)$ 1(6000uA, 0.1uA res) $\pm(0.08\% + 10)$ 1(60mA, 0.001mA res) $\pm(0.08\% + 20)$ 1(600mA, 0.01mA res) $\pm(0.15\% + 10)$ 1(10A, 0.001A res) $\pm(0.5\% + 10)$	0.1uA to 10A 2(400/4000uA, 0.1/1uA res) $\pm(1\% + 4)$ 2(40/400mA, 0.01/0.1mA res) $\pm(1.2\% + 4)$ 2(4/10A, 0.001/0.01A res) $\pm(2\% + 5)$	0.1uA to 10A 2(600/ 6000uA, 0.1/1uA res) $\pm(2\% + 5)$ 2(60/ 600mA, 0.01/0.1mA res) $\pm(1.5\% + 5)$ 2(6/10A, 0.001/0.01A res) $\pm(2\% + 5)$	0.001uA to 10A 1(2mA, 0.001uA res) $\pm(1\% + 3)$ 1(200mA, 0.1uA res) $\pm(1.5\% + 3)$ 1(10A, 0.01uA res) $\pm(2.5\% + 10)$
	AC Current (60Hz)	0.01uA to 10A True RMS 1(600uA, 0.01uA res) $\pm(0.6\% + 40)$ 1(6000uA, 0.1uA res) $\pm(0.6\% + 20)$ 1(60mA, 0.001mA res) $\pm(0.6\% + 40)$ 1(600mA, 0.01mA res) $\pm(0.6\% + 20)$ 1(10A, 0.001A res) $\pm(1\% + 20)$	0.1uA to 10A 2(400/4000uA, 0.1/1uA res) $\pm(1.2\% + 4)$ 2(40/400mA, 0.01/0.1mA res) $\pm(1.5\% + 4)$ 2(4/10A, 0.001/0.01A res) $\pm(2\% + 5)$	0.1uA to 10A True RMS 2(600/ 6000uA, 0.1/1uA res) $\pm(2.5\% + 5)$ 2(60/ 600mA, 0.01/0.1mA res) $\pm(2\% + 5)$ 2(6/10A, 0.001/0.01A res) $\pm(2.5\% + 5)$	0.001uA to 10A 1(2mA, 0.001uA res) $\pm(1\% + 3)$ 1(200mA, 0.1uA res) $\pm(1.5\% + 3)$ 1(10A, 0.01uA res) $\pm(2.5\% + 10)$
	Resistance (Ohms)	0.01Ω to 60MΩ 1(600Ω, 0.01Ω res) $\pm(0.05\% + 10)$ 3(6K/60K/600KΩ, 0.0001/0.001/0.01KΩ res) $\pm(0.05\% + 2)$ 1(6MΩ 0.0001MΩ res) $\pm(0.3\% + 10)$ 1(60MΩ 0.001MΩ res) $\pm(2\% + 10)$	0.1Ω to 40MΩ 1(400Ω, 0.1Ω res) $\pm(1.5\% + 4)$ 3(4/40/400KΩ, 0.001/0.01/0.1KΩ res) $\pm(1.5\% + 3)$ 1(4MΩ 0.001MΩ res) $\pm(2\% + 3)$ 1(40MΩ 0.01MΩ res) $\pm(2.5\% + 3)$	0.1Ω to 60MΩ 4(600Ω/6Ω/60Ω/600KΩ, 0.1Ω/0.001/0.01/0.1K res) $\pm(1\% + 5)$ 2(6Ω/60MΩ, 0.001Ω/0.01MΩ res) $\pm(2\% + 5)$	0.1Ω to 20MΩ 1(200Ω, 0.1Ω res) $\pm(1\% + 4)$ 1(2KΩ, 1Ω res) $\pm(1\% + 4)$ 3(20KΩ/200KΩ/2MΩ/ 10Ω/100Ω/1KΩ res) $\pm(1.2\% + 2)$ 1(20MΩ, 10KΩ res) $\pm(2\% + 5)$
	Frequency	0.001MHz to 60MHz 1(60Hz, 0.001Hz res) $\pm(0.02\% + 8)$ 6(600Hz/6KHz/60KHz/600KHz/6MHz/60MHz, 0.01Hz/0.0001kHz/0.001kHz/0.01kHz/0.0001MHz/0.001MHz res) $\pm(0.01\% + 5)$	0.001Hz to 10MHz 6(5Hz/50Hz/500Hz/5kHz/50kHz/500kHz, 0.001Hz/0.01Hz/0.1Hz/1Hz/10Hz/100Hz res) $\pm(1.2\% + 3)$ 2(5/10MHz, 1kHz/10kHz res) $\pm(1.5\% + 3)$	9.999Hz to 9.999MHz 7(9.9Hz/99.9Hz/999.9Hz/9.9kHz/9.9kHz/999.9kHz/9.9MHz, 0.001Hz/0.01Hz/0.1Hz/0.01kHz/0.01kHz/0.1kHz/0.001MHz res) $\pm(1\% + 5)$	1Hz to 2000Hz 1(2000Hz, 1Hz res) $\pm(1.5\% + 5)$
	Capacitance	0.001nF to 60mF 1(6nF, 0.001nF res) $\pm(3\% + 10)$ 1(60nF, 0.01nF res) $\pm(2.5\% + 5)$ 4(600nF/6uF/60uF/600uF, 0.1nF/0.001uF/0.01uF/0.1uF res) $\pm(2\% + 5)$ 1(60mF, 10uF res) \pm N/A	10pF to 100μF 1(50nF, 0.01nF res) $\pm(5\% + 70)$ 4(500nF/5uF/50uF/100μF, 0.1nF/1nF/10nF/0.1uF res) $\pm(4\% + 5)$	10nF to 4000μF 1(40nF, 0.01nF res) $\pm(5\% + 10)$ below 10nF: unspecified) 3(400nF/4uF/40uF, 0.1nF/0.001uF/0.01uF res) $\pm(3\% + 5)$ 2(400uF/4000μF, 0.1uF/1uF res) $\pm(20\% + 20)$	2nF to 200μF 1(2nF, 0.001nF res) $\pm(4\% + 70)$ 3(20nF/200nF/2μF, 0.1nF/0.001uF/0.001uF) $\pm(3\% + 5)$ 1(200uF, 0.1uF res) $\pm(5\% + 15)$
	Temperature (K-Type)	-40° to 1832°F 1(-40~104°F, 0.2F res) $\pm(2.5\% + 50)$ 1(104~752°F, 0.2F res) $\pm(1.5\% + 50)$ 1(752~1832°F, 0.2F res) $\pm(2.5\%)$ 1(-40~40°C, 0.1C res) $\pm(2\% + 30)$ 1(40~400°C, 0.1C res) $\pm(1\% + 30)$ 1(400~1000°C, 0.1C res) $\pm(2.5\%)$	-4° to 1400°F 1(-4 ~ 1400°F, 1F res) $\pm(3\% + 9)$ 1(-20 ~ 750°C, 1C res) $\pm(3\% + 5)$	-58° to 752°F 1(-4 ~ 1400°F, 1F res) $\pm(3\% + 9)$ 1(-20 ~ 750°C, 1C res) $\pm(3\% + 5)$	-4° to 1400°F 1(-4 ~ 1400°F, 1F res) $\pm(3\% + 9)$ 1(-20 ~ 750°C, 1C res) $\pm(3\% + 5)$
	Continuity	✓	✓	✓	✓
	Diode Check	✓	✓	✓	✓
	Transistor Check (hFE)	-	-	-	-
	Duty Cycle	✓	✓	✓	-
	Conductance	✓	-	-	-
	Total Ranges	53	53	44	31
Safety	Overload Protection	mV Ranges	600V CAT IV AC/DC, 1000V CAT III AC/DC,	1000VDC CAT II 750 VAC CAT II 600 AC/DC CAT III	250V AC/DC
		Voltage Ranges (ex mV)			CAT I, II and III: 600V AC/DC
		Ω Ranges	1000V AC/DC	600V AC/DC for 15 seconds	600V AC/DC
		Frequency	1000V AC/DC	600V AC/DC	600V AC/DC
		Diode Test	1000V AC/DC	600V AC/DC	600V AC/DC
		Continuity Beeper	1000V AC/DC	600V AC/DC	600V AC/DC
	Fuses	mA Jack	0.8A / 1000V	800mA/600V	200mA 250V Fuse
		A Jack	10A / 1000A	10A / 600V	10A 600V Fuse (fast)
	Agency Approval	CE (EMC and LVD) - EN: 61326 EN: 61010-1 - EN: 61010-02-030 IEC 1010-1 On Voltage Ranges Only. See "Overload Protection" above		CE IEC 1010-1 (EN 61010-1) On Voltage Ranges Only. See "Overload Protection" above	
	Battery	7.4V 2200mAh Lithium battery		1 - 9 Volt	
Physical	Dimensions	8.9" x 3.9" x 2.4"		7.0" x 3.7" x 1.5"	
	Weight	21.4 oz		11.0 oz	



MODEL 1201

Compact DMM

- 21 Ranges
- AC/DC Voltage up to 600V
- DC Current up to 10A
- Battery Test 1.5V and 9V
- Diode Test
- Continuity Test
- Data Hold
- Temperature Test (Type K)
- 3½ digit, 1999 count backlit display
- 3 year warranty
- Includes: test leads, alligator clips, temp probe and battery (1 - 9V)
- **Part Number:** 1201



MODEL 1301

Compact DMM

- 22 Ranges
- Built-In AC Voltage Detector
- AC/DC Voltage up to 600V
- AC/DC Current up to 10A
- Battery Test 1.5V and 9V
- Diode Test
- Continuity Test
- Data Hold
- Temperature Test (Type K)
- 3½ digit, 1999 count backlit display
- 3 year warranty
- Includes: test leads, alligator clips, temp probe and battery (1 - 9V)
- **Part Number:** 1301



MODEL 1401

True RMS Compact DMM

- 52 Ranges
- Built-In AC Voltage Detector
- AC/DC Voltage up to 600V
- AC/DC Current up to 10A
- Frequency from 5Hz to 2MHz
- Battery Test 1.5V and 9V
- Diode Test
- Continuity Test
- Data Hold
- Temperature Test (Type K)
- 3½ digit, 6000 count backlit display
- 3 year warranty
- Includes: test leads, alligator clips, temp probe and batteries (2 - AA)
- **Part Number:** 1401



MODEL 1101-B

Compact DMM

- 19 Ranges
- AC/DC Voltage up to 600V
- DC Current up to 10A
- Diode Test
- Continuity Test
- Data Hold
- Temperature Test (Type K)
- 3½ digit, 1999 count backlit display
- 3 year warranty
- Includes: test leads, alligator clips, temp probe and battery (1 - 9V)
- **Part Number:** 1101



MODEL 2030-C

Pocket DMM

- 37 Ranges
- AC/DC Voltage up to 600V
- AC/DC Current up to 400mA
- Duty Cycle
- Diode Test
- Continuity Test
- Data Hold
- 3¾ digit, 4000 count display
- Auto power off
- 3 year warranty
- Includes: test leads (non-removable), and batteries (2 - LR-44)
- **Part Number:** 2030



BBT858L

Compact DMM

- 21 Ranges
- AC/DC Voltage up to 600V
- DC Current up to 10A
- Temperature Test
- Transistor Checker
- Data Hold
- 3½ digit, 1999 count backlit display
- 1 year warranty
- Includes: test leads, alligator clips, temp probe and battery (1 - 9V)
- **Part Number:** BBT858L

Model Number			1201	1301	1401	1101-B	2030-C	BBT858L
Compact Digital MultiMeter Functions	DC Voltage		0.1mV to 600V 3(2V/20V/200V, 1mV/10mV/100mV res) ±(0.5% of + 2) 1(600V CATIII, 1V res) ±(0.8% of + 2)	0.1mV to 600V 3(2V/20V/200V, 1mV/10mV/100mV res) ±(0.5% + 2) 1(600V CATIII, 1V res) ±(0.8% + 2)	0.1mV to 600V 4(600mV/6V/60V/600V, 0.1mV/1mV/10mV/ 100V res) ±(0.5% + 2) 1(600V CATIII, 1V res) ±(0.8% + 2)	0.1mV to 600V 3(200mV/2V/20V, 0.1mV/0.001/0.01 res) ± (0.8% + 4) 1(200V, 0.1V res) ±(0.8% + 5) 1(600V CAT II, 1V res) ±(1.2% + 5)	0.1mV to 600V 4(400mV/4V/40V/400V, 0.1mV/0.001V/0.01V/0.1V res) ±(0.8% + 3) 1(600V CAT II, 1V res) ±(1% + 3)	0.1mV to 600V 1(200mV, 100uV res) ±(0.5% + 3) 4(2V/20V/200V/600V, 1mV/10mV/100mV 1V res) ±(0.8% + 2)
	AC Voltage (60Hz)		0.1mV to 600V 2(200V/600V, 100mV/1V res) ±(1.5% + 5)	0.1mV to 600V 2(200V/600V, 100mV/1V res) ±(1.2% + 5)	0.1mV to 600V True RMS 3(6V/60V/600V, 1mV/10mV/100mV res) ±(1.0% + 3) 1(600V, 1V res) ±(1.5% + 3)	0.1V to 600V 1(200V, 0.1V res) ±(1.5% + 5) 1(600V CAT II, 1V res) ±(1.5% + 8)	0.1mV to 600V 1(400mV, 0.1mV res) ±(1.5% + 5) 3(4V/40V/400V, 0.001/0.01/0.1V res) ±(1.2% + 5) 1(600V CAT II, 1V res) ±(1.5% + 5)	0.1mV to 600V 2(200V/600V, 100mV/1V res) ±(2.0% + 10)
	DC Current		0.1uA to 10A 4(200uA/2mA/20mA/200mA, 0.1uA/1uA/10uA/100uA res) ±(1.2% + 2) 1(10A, 10mA res) ±(2.0% + 3)	0.1uA to 10A 1(200uA, 100uA res) ±(1.2% + 2) 1(10A, 10mA res) ±(2.0% + 3)	0.1uA to 10A 5(600uA/6000uA/60mA/600mA/6A, 0.1uA/1uA/10uA/100uA/1mA res) ±(1.2% + 2) 1(10A, 10mA res) ±(2.0% + 3)	0.001mA to 10A 2(2/20mA, 0.001/0.01mA res) ±(1.2% + 5) 1(200mA, 0.1mA res) ±(2% + 5) 1(10A, 0.01A res) ±(3% + 5)	0.1uA to 400mA 2(400/4000uA, 0.1/1uA res) ±(2% + 5) 2(40/400mA, 0.01mA/1mA res) ±(1.5% + 5)	0.1uA to 10A 3(200uA/2mA/20mA, 0.1uA/1uA/10uA res) ±(1.8% + 2) 1(200mA, 100uA res) ±(2.0% + 2) 1(10A, 10mA res) ±(2.0% + 10)
	AC Current (60Hz)		-	0.1uA to 10A 1(200uA, 100uA res) ±(1.5% + 3) 1(10A, 10mA res) ±(2.5% + 5)	0.1uA to 10A True RMS 5(600uA/6000uA/60mA/600mA/6A, 0.1uA/1uA/10uA/100uA/1mA res) ±(1.5% + 3) 1(10A, 10mA res) ±(2.5% + 5)	-	0.1uA to 400mA 2(400/4000uA, 0.1uA/1uA res) ±(2.5% + 5) 2(40/400mA, 0.01mA/1mA res) ±(2% + 5)	-
	Resistance (Ohms)		0.1Ω to 2M 1(200Ω, 0.1 res) ±(1.0% rdg + 3 dgts) 3(2/20/200K, 1/10/100 res) ±(1.0% + 2) 1(2M, 1k res) ±(1.5% + 3)	0.1Ω to 20M 1(200Ω, 0.1 res) ±(1.0% rdg + 3 dgts) 4(2K/20K/200K/2M, 1/10/100/1k res) ±(1.0% + 2) 1(20M, 1k res) ±(1.5% + 3)	0.1Ω to 60M 1(200Ω, 0.1 res) ±(1.0% + 3) 4(6K/60K/600K/6M, 1Ω/100/100K res) ±(1.0% + 2) 1(60M, 1k res) ±(1.5% + 3)	0.1Ω to 2M 1(200Ω, 0.1 res) ±(1.5% + 5) 3(2/20/200K/200K, 0.001Ω/0.01Ω/0.1kΩ res) ±(1.2% + 5) 1(2MΩ, 0.001MΩ res) ±(1.5% + 5)	0.1Ω to 40M 5(400Ω/4KΩ/40KΩ/400KΩ/4MΩ, 0.1Ω/0.001Ω/0.01Ω/0.1kΩ/0.001MΩ res) ±(1% + 3) 1(40M) ±(3% + 5) 1(Ω/0.001Ω/0.01Ω/0.1kΩ/0.001MΩ res) ±(1% + 3) 1(40M) ±(3% + 5)	0.1Ω to 2M 1(200Ω, 100mΩ res) ±(1.0% rdg + 10 dgts) 4(2K/20K/200K/2M, 1Ω/100/100K/1K res) ±(1.0% + 4)
	Frequency		-	-	9.999Hz to 9.999MHz 7(9.999Hz/99.99Hz/999.9Hz/9.999kHz/99.99kHz/ 999.9kHz/9.999MHz, 0.001Hz/0.01Hz/0.1Hz/1Hz/10Hz/100Hz/ 1kHz res) ±(0.1% + 5)	-	10Hz to 5KHz 3(50/500Hz/5KHz, 0.01/0.1Hz/0.001KHz res) ±(0.02% + 2)	-
	Capacitance		-	-	9.999nF to 99.99nF 1(9.99nF, 1pF res) ±(3.0% + 10) 3(99.99nF/999.9nF/9.999uF, 10pF/100pF/1nF) ±(2.5% + 5) 1(99.99uF, 10nF res) ±(5.0% + 10) 3(999.9uF/9.999mF/99.99mF, 1uF/10uF/99.99mF) ±(10.0% + 10)	-	40nF to 100uF 1(40nF, 0.01nF res) ±(5% + 15) 3(400nF/4uF/40uF, 0.1nF/0.001/0.01uF res) ±(2.5% + 10) 1(100uF, 0.1uF res) ±(3% + 15)	-
	Temperature (K-Type)		-4° to 1832°F (-4°F to 302°F, 1°F res) ±(5°F + 2) (302°F to 1832°F, 1°F res) ±(3% + 3)	-4° to 1832°F (-4°F to 302°F, 1°F res) ±(5°F + 2) (302°F to 1832°F, 1°F res) ±(3% + 3)	-4° to 1832°F (-4°F to 302°F, 1°F res) ±(5°F + 2) (302°F to 1832°F, 1°F res) ±(3% + 3) (-20°C to 150°C, 1°C res) ±(3°C + 1) (150°C to 1832°F, 1°C res) ±(3% + 2)	-4° to 1832°F (-4°F to 302°F, 1°F res) ±(3% + 5) (302°F to 572°F, 1°F res) ±(3% + 6) (572°F to 1832°F, 1°F res) ±(3.5% + 15)	-	0° to 1300°F 1(0°F to 750°F, 1°F res) ±(1% + 4) 1(750°F to 1300°F, 1°F res) ±(1.5% + 15)
	Battery Test		1.5V to 9V 2(1.5V/9V, 1mV/10mV res) ±(5.0% + 2)	1.5V to 9V 2(1.5V/9V, 1mV/10mV res) ±(5.0% + 2)	1.5V to 9V 2(1.5V/9V, 1mV/10mV res) ±(5.0% + 2)	-	-	-
Safety	Continuity		✓	✓	✓	✓	✓	✓
	Diode Check		✓	✓	✓	✓	✓	✓
	Transistor Check (hFE)		-	-	-	✓	-	✓
	Duty Cycle		-	-	✓	-	✓	-
	NCV		-	✓	✓	-	-	-
	Total Ranges		21	22	52	19	36	21
	Overload Protection	mV Ranges	250V AC/DC	250V AC/DC	250V AC/DC	250V AC/DC	600V AC/DC CAT II	250V AC/DC
		Voltage Ranges (ex mV)	600V AC/DC CAT III	600V AC/DC CAT III	600V AC/DC CAT III	600V AC/DC CAT II	600V AC/DC CAT II	600V AC/DC CAT
		Ω Ranges	500V AC/DC	500V AC/DC	500V AC/DC	500V AC/DC	600V AC/DC	250V AC/DC
		Frequency	-	-	600V AC/DC CAT III	-	600V AC/DC	-
		Diode Test	500V AC/DC	500V AC/DC	500V AC/DC	500V AC/DC	600V AC/DC	250V AC/DC
		Continuity Beeper	500V AC/DC	500V AC/DC	500V AC/DC	500V AC/DC	600V AC/DC	250V AC/DC
Physical	Fuses	mA Jack	200mA / 500V	200mA / 500V	800mA / 500V	200mA / 500V	0.5A / 250V	500mA / 250V
		A Jack	NOT FUSED, Apply 10A max >10 sec	NOT FUSED, Apply 10A max >10 sec	10A/500V	NOT FUSED, Apply 10A max >10 sec		NOT FUSED, Apply 10A max >10 sec
	Agency Approval		CE IEC 1010-1 On Voltage Ranges Only. See "Overload Protection" above	CE IEC 1010-1 On Voltage Ranges Only. See "Overload Protection" above	CE IEC 1010-1 On Voltage Ranges Only. See "Overload Protection" above	CE IEC 1010-1 On Voltage Ranges Only. See "Overload Protection" above	CE IEC 1010-1 (EN 61010-1) On Voltage Ranges Only. See "Overload Protection" above	
	Battery		1 - 9 Volt	1 - 9 Volt	2 - 1.5 Volt AA	1 - 9 Volt	2 - 1.5V, LR-44 or SR-44	1 - 9 Volt
Dimensions		4.2" x 5.9" x 1.4"	4.2" x 5.9" x 1.4"	4.2" x 5.9" x 1.4"	2.7" x 5.7" x 1.2"	3.2" x 4.8" x 0.8"	3" x 5.75" x 1.75"	
Weight		8.8 oz	8.8 oz	8.8 oz	6.0 oz	3.5 oz		



MODEL 9325

True RMS Clamp-On Meter

- 28 Ranges
- AC/DC Voltage up to 600V
- AC/DC Current up to 1000A
- 61 Segment Bargraph
- Non-contact voltage detection
- Diode Test
- Continuity Test
- Auto and Manual Ranging
- Min/Max hold
- 3½ digit, 6000 count backlit display
- Splash proof, dust proof and drop resistant case
- Auto power off
- Double insulated
- Overload protection
- 3 year warranty
- Includes: test leads, temp probe, case and battery (1 - 9V)
- **Part Number:** 9325



MODEL 9305

Compact Clamp-On Meter

- 25 Ranges
- AC/DC Voltage up to 600V
- AC Current up to 400A
- Non-contact voltage detection
- Diode Test
- Continuity Test
- Auto and manual ranging
- Min/Max hold
- 3½ digit, 4000 count backlit display
- Splash proof, dust proof and drop resistant case
- Auto power off
- Double insulated
- Overload protection
- 3 year warranty
- Includes: test leads, K Type probe, case and battery (1 - 9V)
- **Part Number:** 9305



MODEL 9200-A

Mini Clamp-On Meter

- AC Current up to 300A
- Auto Ranging
- Auto power off
- 3½ digit, 4000 count display
- Overload protection
- 3 year warranty
- Includes: case, wrist strap and battery (1 - 3V CR2032)
- **Part Number:** 9200



Digital Clamp-On Meter Functions	Model Number	9325	9305	9200-A
	AC Current	0.1A to 1000A True RMS 1(600A, 0.1A res) \pm (2.8% + 8) 1(1000A, 1A res) \pm (3.0% + 8)	0.01A to 400A 1(40A, 0.01A res) \pm (2.5% + 8) 1(400A, 0.1A res) \pm (2.8% + 8)	0.01A to 300A 2(40/300A, 0.01/0.1A res) \pm (1.8% + 5)
	DC Current	0.1A to 1000A 1(600A, 0.1A res) \pm (2.8% + 5) 1(1000A, 1A res) \pm (3.0% + 5)	-	-
	AC Voltage	0.001V to 600V True RMS 2(6/60V, 0.001/0.01V res) \pm (1.8% + 8) 1(600V CAT III, 0.1V res) \pm (1.8% + 8)	0.001V to 600V 3(4/40/400V, 0.001/0.01/0.1V res) \pm (1.8% + 8) 1(600V CAT III, 1V res) \pm (2.5% + 8)	-
	DC Voltage	0.001V to 600V 1(600mV, 0.1mV res) \pm (0.8% + 2) 2(6/60V, 0.001/0.01V res) \pm (1.5% + 2) 1(600V CAT III, 0.1V res) \pm (1.5% + 2)	0.001V to 600V 1(400mV, 0.1mV res) \pm (0.8% + 2) 3(4/40/400V, 0.001/0.01/0.1V res) \pm (1.5% + 2) 1(600V CAT III, 1V res) \pm (2.0% + 2)	-
	Resistance (Ohms)	0.1Ω to 60M 1(600 Ω , 0.1 Ω res) \pm (1.0% + 4) 3(6/60/600K, 0.001/0.01/0.1K res) \pm (1.5% + 2) 1(6M, 0.001M res) \pm (2.5% + 3) 1(60M, 0.01M res) \pm (3.5% + 5)	0.1Ω to 40M 1(400 Ω , 0.1 Ω res) \pm (1.0% + 4 dgts) 3(4/40/400K, 0.001/0.01/0.1K res) \pm (1.5% + 2) 1(4M, 0.001M res) \pm (2.5% + 3) 1(40M, 0.01M res) \pm (3.5% + 5)	-
	Frequency	10Hz to 10KHz 4(10/100Hz__1/10K, 0.01/0.1Hz__0.001/0.01K res) \pm (1.5% + 2)	10Hz 10KHz 4(10/100Hz__1/10K, 0.01/0.1Hz__0.001/0.01K res) \pm (1.5% + 2)	-
	Capacitance	40nF to 4000μF 1(40nF, 0.01nF res) Unspecified 3(400nF__4/40 μ F, 0.1nF__0.001/0.01 μ F res) \pm (3.0% + 5) 1(400 μ F, 0.1 μ F res) \pm (4.0% + 10) 1(4000 μ F, 1 μ F res) \pm (5.0% + 10)	40nF to 100μF 1(40nF, 0.01nF res) \pm (4.0% rdg + 20 dgts) 3(400nF__4/40 μ F, 0.1nF__0.001/0.01 μ F res) \pm (3.0% + 5) 1(100 μ F, 0.1 μ F res) \pm (4.0% + 10)	-
	Temperature (K-Type)	-4° to 1400°F 1(-4° to 1400°F, 1°F res) \pm (3.0% + 9) 1(-20° to 760°C, 1°C res) \pm (3.0% + 5)	-4° to 1400°F 1(-4° to 1400°F, 1°F res) \pm (3.0% + 9) 1(-20° to 760°C, 1°C res) \pm (3.0% + 5)	-
	Continuity	✓	✓	-
	Diode Check	✓	✓	-
	Duty Cycle	✓	-	-
	Total Ranges	28	27	2
Physical Safety	Overload Protection All Ranges	CAT III 600V AC/DC	CAT III 600V AC	400A AC for 60 Seconds Max
	Agency Approval	CE IEC 1010-1	CE IEC 1010-1	CE IEC 1010-1
	Battery	1 - 9 Volt	2 - AAA	1 - 3 Volt
	Max Cable Diameter	500MCM	450MCM	300MCM
	Dimensions	9.5" x 2.75" x 1.5"	8.0" x 2.25" x 1.25"	7.0" x 3.2" x 2.2"
	Weight	11.2 oz	8.0 oz	3.2 oz



MODEL 310

Analog VOM

- 18 ranges
- AC/DC Voltage up to 1200V
- DC Current up to 0.6A
- Drop resistant case
- Diode overload protected meter
- Fused resistance ranges
- Single enclosed range switch
- 3 year warranty
- Includes: test leads and batteries
- **Part Number:** 3018



MODEL 310-C

Analog VOM

- 18 ranges
- AC/DC Voltage up to 600V
- DC Current up to 0.6A
- Polarity reversing switch
- Drop resistant case
- Diode overload protected meter
- Fused resistance ranges
- Single enclosed range switch
- 3 year warranty
- Includes: test leads and batteries
- **Part Number:** 3022



MODEL 310-TEL

Analog VOM w/Tel ranges

- 16 ranges
- AC/DC Voltage up to 300V
- DC Current up to 0.6A
- Polarity reversing switch
- Drop resistant case
- Diode overload protected meter
- Fused resistance ranges
- Single enclosed range switch
- 3 year warranty
- Includes: test leads and batteries
- **Part Number:** 3067



MODEL 630

Analog VOM

- 25 ranges
- AC/DC Voltage to 600V
- DC Current to 0.12A
- Mirrored scale to reduce parallax error
- Decibel function for audio work
- All ranges are fuse protected
- Single enclosed range switch
- 3 year warranty
- Includes: test leads and batteries
- **Part Number:** 3030



MODEL 60

Drop Resistant Analog VOM

- 28 ranges
- AC/DC Voltage to 1000V
- DC Current 1000mA
- High impact polycarbonate case - withstands 5' drop
- Decibel function for audio work
- Mirrored scale to reduce parallax error
- 3 fuse protection (including 2A/1000V fuse)
- 3 year warranty
- Includes: test leads and batteries
- **Part Number:** 3145



	Model Number	310	310-C	310-TEL	60	630
Analog VOM Functions	DC Voltage	1V to 1200V 5(3/12/60/300/1200V) +/- 3.0% full scale 20KΩ/Volt	1V to 600V 5(3/12/60/300/600V) +/- 3.0% full scale 20KΩ/Volt	1V to 300V 4(3/15/60/300V) +/- 3.0% full scale 20KΩ/Volt	0.1V to 1000V 8(0.3/1/3/10/30/1000V) +/- 1.5% full scale 20KΩ/Volt	0.1V to 600V 6(0.3/12/60/300/600V) +/- 1.5% full scale 20KΩ/Volt
	AC Voltage	1V to 1200V 5(3/12/60/300/1200V) +/- 4.0% full scale 5KΩ/Volt	1V to 600V 5(3/12/60/300/600V) +/- 4.0% full scale 5KΩ/Volt	1V to 1200V 4(3/15/60/300V) +/- 4.0% full scale 5KΩ/Volt	1V to 1000V 6(3/10/30/100/300/1000V) +/- 3.0% full scale 5KΩ/Volt	1V to 600V 5(3/12/60/300/600V) +/- 3.0% full scale 5KΩ/Volt
	DC Current	0.3mA to 600mA 4(0.6/6/60/600mA) +/- 3.0% full scale 250mV/330mV Burden	0.3mA to 600mA 4(0.6/6/60/600mA) +/- 3.0% full scale 250mV/330mV Burden	0.3mA to 600mA 4(0.6/6/60/600mA) +/- 3.0% full scale 250mV/330mV Burden	0.03mA to 1000mA 4(0.1/10/100/1000mA) +/- 1.5% full scale 320mV Burden	0.02mA to 120mA 4(0.06/1.2/12/120mA) 1.5% full scale 300mV Burden
	Resistance	1Ω to 20M 4(200Ω/2K/20K/200K Center Scale) +/- 3.0% scale length	1Ω to 20M 4(200Ω/2K/20K/200K Center Scale) +/- 3.0% scale length	1Ω to 20M 4(200Ω/2K/20K/200K Center Scale) +/- 3.0% scale length	0.2Ω to 10M 5(12Ω/120Ω/1.2K/12K/120K Center Scale) +/- 1.5% scale length	0.1Ω to 10M 5(4.0Ω/44Ω/440Ω/4.4K/44K Center Scale) +/- 1.5% scale length
	dB Ranges	-	-	-	-20dBm to +52dBm 5(+12/+22/+32/+42/+52dBm)	-20dBm to 57dBm 5(+11/+23/+37/+51/+57)
Safety	Total Ranges	18	18	2	28	25
	Meter Protection	Diode Meter Protection	Diode Meter Protection	Diode Meter Protection	Diode Meter Protection / Gas Discharge Tube	Diode Meter Protection
	Fuse	1/16A / 250V	1/16A / 250V	1/16A / 250V	1/5A / 250V - 1A / 250V - 2A / 1000V	2A / 600V - 1A / 250V
	Battery	1 - 12 Volt, 1 - N-Cell	1 - 12 Volt, 1 - N-Cell	1 - NEDA 220, 1 - NEDA 910F	1 - 9 Volt, 1 - D-Cell	1 - 30 Volt, 1 - D-Cell
	Dimensions	2.75" x 1.3" x 4.25"	2.75" x 1.3" x 4.25"	2.75" x 1.3" x 4.25"	3.25" x 5.25" x 7.25"	3.3" x 5.5" x 7.5"
	Weight	7.2 oz	7.2 oz	7.2 oz	4 lbs	5 lbs



The 2000 Series Railroad Testers from Triplett Test Equipment and Tools are sophisticated Test Sets designed to perform specialized measurement tasks on railroad coding equipment as well as standard maintenance tasks (Volt, Ohm and Amp measurements).



MODEL 2000

Railroad Test Set

- Base unit with no Cab Filters
- Auto Polarity in DC functions
- Auto or Selectable DC Amps Polarity
- Direct measurement of Code Parameters
- Ohmmeter Voltage Mode detects foreign AC or DC voltages
- Relay Contact On Time (Dry Contact) requires no adjustment
- Peak measurements require no adjustment

The Model 2000 is the perfect test set when no Cab Filters are needed. This economical unit's standard features are not even available as options on competitive models!

- **Part Number:** 2010

MODEL 2002

Railroad Test Set

- 100Hz and 200Hz Cab Filters
- All Pass position bypasses Cab Filters

The Model 2002 includes all of the features of the Model 2000 with the addition of Cab Filters. The Model 2002 was designed for rapid transit / commuter type railroads using 100Hz and 200Hz coding systems.

- **Part Number:** 2012

MODEL 2001

Railroad Test Set

- 100Hz and 250Hz Cab Filters
- All Pass position bypasses Cab Filters

The Model 2001 includes all of the features of the Model 2000 with the addition of Cab Filters. The Model 2001 was designed for passenger railroads using 100Hz and 250Hz coding systems.

- **Part Number:** 2011

MODEL 2003

Railroad Test Set

- 60Hz and 100Hz Cab Filters
- All Pass position bypasses Cab Filters

The Model 2003 includes all of the features of the Model 2000 with the addition of Cab Filters. The Model 2003 was designed for railroads using 60Hz and 100Hz coding systems.

- **Part Number:** 2013

SPECIFICATIONS

DC Voltage

Ranges: 0.6, 3, 15, 60 and 300 VDC

Accuracy: $\pm 1.5\%$ of full scale

Sensitivity: 1000 Ohms per Volt

DC Milliamps

Ranges: 15, 60 and 300 mA DC

Accuracy: $\pm 1.5\%$ of full scale

Burden Volts: 60 mV nominal

DC Amps

Ranges: 1.5, 6 and 30 Amps DC

Accuracy: $\pm 1.5\%$ of full scale

Burden Volts: 60 mV nominal

AC VOLTAGE

Ranges: 1.5, 3, 15, 150, 300 and 600 VAC

Accuracy: $\pm 3.0\%$ of full scale

Sensitivity: 288 Ohms per Volt

Calibration: Average responding, RMS calibrated

Frequency Response: 25 Hz to 400 Hz

AC Amps

Ranges: 1.5, 6 and 30 Amps AC

Accuracy: $\pm 3.0\%$ of full scale

Burden Volts: 60 mV nominal

Calibration: Average responding, RMS calibrated

Frequency Response: 25 Hz to 400 Hz

Cap Filter Response (all AC Ranges)

60Hz Filter: 57 to 63Hz (2003)

100Hz Filter: 92 to 100Hz (2001, 2002, & 2003)

200 Hz Filter: 196 to 204 Hz (2002)

250Hz Filter: 245 to 255Hz (2001)

All filters introduce an additional $\pm 1.5\%$ level error

Code Functions (all AC and DC Ranges)

On Time: **Range:** 3% to 100%

Accuracy: $\pm 3.0\%$ of full scale

Rate: **Range:** 30 to 500CPM

Accuracy: $\pm 3.0\%$ of scale length

Peak Hold: Captures and holds highest level peak

Peak Follow: Follows and Holds increasing and decreasing levels

Ohmmeter

Voltage Sense Mode

Range: 15 V AC or DC

Accuracy: $\pm 20\%$ Typical

Sensitivity: 1000 Ohms per Volt

Resistance Measurement Mode

Range: R x 1 and R x 100

Center Scale: 5 and 500 ohms

Accuracy: $\pm 2\%$ of scale length ± 0.5 ohms

Open Circuit Voltage: 1.0 to 1.8 VDC

Dry Contact

Allowable Contact Resistance: 0 to 100 ohms

Test Voltage: 7.5 to 15 VDC

Test Current: Less than 1mA

On Time: **Range:** 3 to 100 %

Accuracy: $\pm 2\%$ of full scale

Rate: **Range:** 30 to 500 cycles per minute

Accuracy: $\pm 3\%$ of scale length

Peak Hold: Pointer will deflect to full scale and remain there with a 2.0 millisecond or longer contact closure

Power Requirements

Batteries: Two, 9 volt alkaline (NEDA 1604)

One, 1.5 volt alkaline D cell (NEDA 13F)

Battery Life: 320 hours Typical, 2000 hours in Sleep Mode

Meter Movement

Electrical: 100 μ A $\pm 1\%$ at full scale

Construction: Taut band, shock mounted, mirrored scale

Physical Specifications

Size: 5.0" wide x 6.5" high x 3.2" deep

Weight: Approx. 2.75 lbs; Approx. 4.75 lbs. w/ case and leads

Operating Temperature Range: -40F to 185F

Included Items

- Test Set
- Test Leads
- Padded Water Repellent Case
- Shoulder Strap
- Batteries
- Manual



SNIFF-IT™ JR.

Non-Contact AC Voltage Detector

- Detects 50V ~ 600V
- Built-in LED flashlight
- Dual color flashing tip
- Rugged impact case
- 1 year warranty
- **Part Number:** 9604



SNIFF-IT™

Non-Contact AC Voltage Detector

- Detects 30V ~ 600V
- Tip flashes and beeper quickens as Voltage is approached
- Built-in LED flashlight
- Dual color flashing tip
- Overload protection
- Rubber grip
- Rugged impact case
- 5 year warranty
- Includes: batteries (2 - AAA)
- **Part Number:** 9602



SNIFF-IT™ 3

Non-Contact AC Voltage Detector

- Detects 25V ~ 1000V
- Tip flashes and beeper quickens as Voltage is approached
- Adjustable sensitivity
- Built-in LED flashlight
- Dual color flashing tip
- Rugged impact case
- 5 year warranty
- Includes: batteries (2 - AAA)
- **Part Number:** 9606



BREAKER SNIFF-IT™

Circuit Breaker Locator

- Locates and identifies breakers without removing power
- Fully automatic, no adjustment necessary
- Microprocessor controlled to reduce false readings
- 120, 220, and 280VAC transmitter
- Audible and visual indication
- Transmitter powered by outlet
- Rugged design
- Limited lifetime warranty
- Battery not included (1- 9V)
- **Part Number:** 9650



PLUG-BUG™ 2

GFCI Tester

- Tests electrical outlets for proper wiring
- Works on 110 ~ 125 VAC receptacles
- Push-button tests GFCI operation
- GFCI "Test in Progress" LED indicator
- Fault charts on both sides of product
- Rugged case design
- 1 year warranty
- **Part Number:** 9610



SATALIGN™ 2

Satellite Signal Strength Meter

- Designed for use with "DirectTV®" and "Dish Network®"
- Turns a 2 person job into a 1 person job
- Audible tone helps "zero in" on satellite signal
- Great for RV applications
- 950MHz to 2050MHz operation
- Powered by satellite receiver
- Expanded scale meter for precise alignment
- LED power / polarization indicators (13V/18V)
- Rugged case design
- 1 year warranty
- **Part Number:** 3275

* Not for SWM Systems



Power Source

The SatAlign 2 is powered by the Satellite Receiver. There is also a power jack located under the "Receiver" terminal which can be used to power the SatAlign 2 with user-supplied external source.

If the power level is less than 15V±0.5V, the 13V LED will light.
If the power level is more than 15V±0.5V, the 18V LED will light.

CHEK-A-CELL™

Multi Battery Tester

- Measure Voltage of Sealed Lead Acid, NiCad, NiMH and Lithium batteries
- Works on batteries from 1 to 20 Amp Hours
- Load test from 5.75 to 19.99 volts (typically 600mA at 6 volts, 1.2A at 12 Volts)
- Measures within 0.01 Volts
- Powered by battery being tested
- Polarity reversal indication and protection
- Large, bright LED display (0.56")
- 1 year warranty
- Includes: alligator clip and case
- **Part Number:** 3276



LAZERTAPE™ 160

Laser Distance Meter

- Calculate Area and Volume
- Measure from 2" to 164'
- Add and Subtract lengths
- Recall last 20 measurements
- 3 line, backlit display
- Rugged impact case
- Laser accurate measurements
- Optimized for indoor use
- 3 year warranty
- Includes: case, wrist strap and batteries (2 - AAA)
- **Part Number:** TLT-160



PROTEMP™ 12-A

Non-Contact Infrared Thermometer

- Measures surface temperature from a safe distance
- Temp range: -58° to 1022° F (-50° to 550°C)
- Laser pointer pinpoints center of measurement area
- Data Hold, 10 second review
- 12:1 measurement ratio
- Selectable °F or °C display
- Backlit LCD
- Comfortable pistol grip
- Auto power off
- Rugged impact case
- 3 year warranty
- Battery included (1 - 9V)
- **Part Number:** PT12A



SONICHEK™

Compact Sound Level Meter

- Designed for home theater, PA and alarm systems
- C weighted measurement reads 40 to 130dB
- Frequency range 31.5Hz to 8kHz
- Min/Max hold
- Automatic backlit display
- Rubber grip
- 3 year warranty
- Battery included (1 - 9V)
- **Part Number:** TSC-MC1



SONICHEK™ PRO

Professional Sound Level Meter

- Designed according to IEC651 (Type 2) and ANSI S1.4 (Type 2) standards
- A/C weighted measurement reads 30 to 130dB
- Frequency range 31.5Hz to 8kHz
- Accuracy: $\pm 1.5\text{dB}$ (94dB @ 1kHz)
- Min/Max hold
- Automatic backlit display
- 3 year warranty
- Includes: case, USB cable, AC/DC output leads and batteries (4 - AA)
- **Part Number:** 3550



Triplett's VDV Test equipment is well known in the industry for high quality toner and probe kits (Fox & Hound). That quality extends to all products in the range including easy to use fiber testers, basic cable testers and highly accurate cable length meters!

Fox & Hound™

Premium Tone and Probe Kit

- Traces various types of cable including electrical wire, twisted pair, LAN cable, multi-conductor cable, telephone cable, alarm cable and more
- **Hound's** LEDs light up dark areas and reduce fluorescent light noise
- **Hound 3** can detect trace tones up to 12" away
- Adjustable sensitivity
- Audible and visual notification
- High output, Warble/Pulse selectable Tracer tone
- TrueTrace cadence shift for definite ID of cable or pair within cable
- Built-in earphone jack
- 3 methods of connectivity: RJ11, RJ45 or alligator clips
- 3 year warranty
- Includes: case, metal tip and batteries (2 - 9V)
- **Part Number:** 3399



Fox & Hound™ HotWire™

Live Wire Tone and Probe Kit

- Traces wires from 0 ~ 250VAC, including 12, 24, 28, 120, 220, and 240VAC
- **Hound's** LEDs light up dark areas
- **Hound HotWire** can detect trace tones up to 12" away
- Audible and visual notification
- Adjustable sensitivity
- High output, Warble/Pulse selectable Tracer tone
- 3 methods of connectivity: Flat blade, Pointed probe or alligator clips
- 3 year warranty
- Includes: test leads (24" and 60"), flat blades, pointed probes, alligator clips, plastic case and batteries (2 - 9V)
- **Part Number:** 3388



Fox & Hound Jr™

Compact Tone and Probe

- **Hound Jr** can detect trace tones up to 12" away
- Pocket-sized with pocket clips
- Adjustable pitch and sensitivity controls
- Built-in earphone jack
- Visual signal strength indicator
- Power beeper reminder
- Non-conductive probe tip
- 120VAC line cross protection
- 2 methods of connectivity: RJ11 or alligator clips
- 1 year warranty
- Includes: batteries (2 - A23)
- **Part Number:** 3375



ProTone™

Tone and Probe Kit

- Traces various types of cables including electrical wire, twisted pair, LAN cable, multi-conductor cable, telephone cable, alarm cable and more
- Adjustable sensitivity
- Audible and visual notification
- LED headlights
- 3 methods of connectivity: RJ11, RJ45 or alligator clips
- 1 year warranty
- Includes: case and batteries (2 - 9V)
- **Part Number:** CTX590



TDR

Digital Cable Length Meter

- Finds cable length or distance-to-break from one end
- 39 standard cable presets
- Generates tracer tone for use with Hound (optional)
- Approximate range:
 - Coaxial cable 6400'
 - Structured wiring 2500'
 - Telephone line 2500'
- Accuracy:
 - ±2' - Cables up to 10'
 - ±5' - Cables 10' to 200'
 - ±3% - Cables longer than 200'
- Velocity of Propagation adjustable from 0 to 99%
- BNC connector type
- 1 year warranty
- Includes: BNC to alligator clip adapter, case and battery (1 - 9V)
- **Part Number:** 3271



TELETALKER™ 330

Linemen's Test Set

- Checks for dial tone
- Checks phone lines for noise and intermittent connection
- Use for temporary communication
- 10 number memory
- Pulse and tone dialing
- Tests analog/POTS lines and systems
- 3 modes; Monitor, Ring and Talk
- Adjustable volume control
- Rugged, high impact weather resistant housing
- 3 year warranty
- Includes: test leads
- **Part Number:** 3330



BSX200

Basic Test Set

- Checks for dial tone
- Useful for temporary communication
- DTMF tones
- Caller ID
- 1 year warranty
- Includes: RJ11 adapter (Punchdown and alligator clips), RJ11 coupler and case
- **Part Number:** BSX200



LINE-BUG™ 4

Telephone Line Tester

- Tests RJ11 and RJ45 connections for active telephone lines
- Checks RJ45 connections wired for 568 A/B or USOC pinouts
- Tests single lines, 2-line, 3-line or 4-line jacks
- Compact design
- Powered by line voltage
- 4 Tri-color LEDs indicate Current, Polarity and Ringing/AC Volts
- 1 year warranty
- **Part Number:** 9615



PoE-Bug™

Power Over Ethernet Detector

- Tests RJ45 ethernet ports for the presence of DC power
- Tests for both End-Span and Mid-Span power
- Detects 802.3af, 802.3at and non-standard DC power from 5V to 57V DC
- Compact design
- Powered by PoE
- Easy-to-read bright LEDs
- 1 year warranty
- **Part Number:** 9625



FIBERTEST™ VFL

Visual Fault Locator

- Universal 2.5mm fitting for testing cables with ST, SC and FC male connectors (Also identifies TOS LINK™ cables)*
- Tests single-mode or multi-mode cables
- Works up to 10km
- 5mW laser
- Dust cap keeps connector clean and protected
- Machined aluminum housing
- Rotating collar to protect buttons
- Red "test in progress" indicator LED
- 1 year warranty
- Includes: case and batteries (2 - AA)
- **Part Number:** 3340

* 1.25mm universal adapter sold separately, see page 37



WIREMASTER™ FIREFLY™

Rapid LAN Mapping Tool

- Maps large wired networks in 1/2 the time
- Ensure proper labeling of patch panels, cables and wall jacks
- Works with any RJ45 installation
- Tests for continuity and shorts on pair 7/8
- Bright dual color LED remotes
- 'Plug and play' system, no menu setup
- Magnetic back for easy mounting
- Quick reference instructions printed on unit
- Add additional remotes (PN: 3291) - packs of 100pcs
- 3 year warranty
- Includes: 100 reusable remotes, patch cable, RJ45 to alligator clip adapter and battery (1 - 9V)
- **Part Number:** 3290



WIREMASTER™ XR-2™

LAN Cable Test Kit with Tracer Tone

- Verifies point-to-point wiring of RJ45 and RJ11 cables
- 'Local Mode' allows for testing of patch cables
- Checks continuity in cable conductors
- Generates 2 distinct Warble tones usable for cable tracing
- Direct connection of 6-pin RJ11 or 8-pin RJ45 cables
- Remote test cables up to 1000'
- TELCO protected
- User selectable features:
 - RJ11 4 conductor or 6 conductor test
 - forward or reverse sequencing
 - high or low pitch tracer tone
 - fast or slow LED sequencing
 - local or remote test mode
- Includes: case and battery (1 - 9V)
- 1 year warranty
- **Part Number:** 3254



WIREMASTER™ XR-5™

VDV Multi Cable Tester

- Tests 5 types of cables; RJ11, RJ45, BNC, FireWire (1394) and USB
- 600' test distance (RJ11/RJ45/BNC)
- Tests shielded (STP) or unshielded (UTP) LAN cables and tests shields on FireWire and USB cables
- Detachable remote to test installed cables
- Simple one button test
- Beeper provides audible annunciation of test results and LEDs show test results
- Includes: case, BNC termination end, RJ11 patch cable, RJ45 patch cable, BNC patch cable and battery (1 - 9V)
- 3 year warranty
- **Part Number:** 3260



WIREMASTER™ COAX BNC

8-way Coaxial Cable Mapper

- Tests for opens and shorts on coax BNC cables
- AC/DC overvoltage warning LEDs
- 120VAC line cross protection
- Real-time test helps identify intermittents
- Identify any pair of wires shielded or unshielded
- 1 year warranty
- Includes: 8 numbered BNC remotes, case and battery (1 - 9V)
- **Part Number:** 3274



WIREMASTER™ MAPPER

8-Way Wire and Cable Mapper

- Tests BNC, F, RJ11/RJ45 and bare wire for opens and shorts
- Generates Warble tone for wire tracing
- 1 year warranty
- Includes: case, 39 numbered remotes/adapters and battery (1 - 9V)
- **Part Number:** 3281



The LVPRO is the tool that does it all! This industry leading cable tester is all you need to run a variety of cable testing procedures such as Cable Map, Ethernet Switch Port Blink, Speaker Pop, Cable Length, PoE Volts, Battery Test and 10/100/1000 indication, plus it gives you the ability to print test results. The LVPRO allows you be the PRO in any cable testing situation!

Low VOLTAGE PRO

Multifunctional Cable/Network Tester Kit
















- Web upgradable*
- Test modules available for additional features
- Perform detailed wire map
- Store up to 250 printable reports**
- Measure cable length and distance to open or short
- Check line voltage on RJ45 (PoE) and telephone lines**
- Measure incoming data speed 10/100/1000**
- Test Coax and RJ11 cables for faults
- Load test batteries**
- Backlit display
- Detachable remote
- 3 models available
- 1 year warranty
- Includes: 10 RJ45 remotes, 10 Coax remotes, F Male to BNC Male, F Male to BNC Female RJ45 patch cable(2), RJ45 to alligator clip adapter, USB cable, case, battery (1 - 9v) RLQ adapters and SR remotes (M30SR only)
- **Part Numbers:** LVPRO20/LVPRO30/LVPRO30SR

*Some features described above are only available on the Model 20

** Some features described above are only instantly available on the Model 30 or higher



See page 39 for sample test reports

Model Number		LVPRO Model 20	LVPRO Model 30	LVPRO Model 30SR
	CABLE TEST PACK (ALL TYPES) Cable diagram, Pass/Fail, Delay, Skew, Ohms	✓	✓	✓
	WALL JACK ID* (Smart Remotes - included with LVPRO 3SR) ID or test/ID in one pass (Smart Remotes). RJ45 and coax. *Requires remote kit(s) sold separately.	✓	✓	✓
	SPEAKER POPPER Locate speakers by audibly "popping" them.	✓	✓	✓
	SPKR 7.1 ID# MAPPER* Map and label A/V speaker wires. *Requires remote kit(s) sold separately.	✓	✓	✓
	PORT BLINK CABLE DETECTION Locate a cable connection to a switch port by blinking the switch's Link LED.	✓	✓	✓
	TONE CABLE DETECTION* Place a tone on one end and detect it on the far end. *Requires remote kit(s) sold separately.	✓	✓	✓
	ALERT LEDS (LINKS, VOLTS) Two LEDs quickly alert you to an active switch connection or voltage on the line.	✓	✓	✓
	LENGTH PACK - Adds length to Cable Test App (cable length, distance to open or short) All wire types. Use built-in VOP values or calibrate with your cable.	✓	✓	✓
	Return Loss Quality - RLQ (Included with the Length-RLQ APP) Return Loss Quality tests for load mismatches that affect the wire's power and data transfer capability.	✓	✓	✓
	10/100/1000 DETECTION/DISPLAY Plug into any active port (computer, switch, VoIP, access point) and display its capabilities.		✓	✓
	PoE / PAIRS Detect PoE voltage and display its amplitude and location on the cable (midspan, endspan or both).		✓	✓
	CCTV / Vpp (peak to peak voltage) CCTV systems require a minimum of 1Vpp to DVR. Measure and display Vpp of video signal.		✓	✓
	PHONE Detect central office telephone connections. Display voltage and cable location (up to 4 phones).		✓	✓
	LOADED BATTERY TEST Test alarm system and other backup batteries by doing a loaded battery test.		✓	✓
	PRINT UP TO 250 REPORTS Store for later printing up to 250 tests (all cable types). USB and software included.		✓	✓

The LVPRO Video Test Module is the first of its kind to perform accurate testing on Coax, BNC and HDMI cables. The Video Test Module can perform various tests such as: measure dB loss, HDMI cable length, HDMI cable quality/type and produce a color bar test pattern for HDMI equipped televisions!

VIDEO TEST MODULE

LVPRO Video Test Module

- Test Coax and BNC cables for signal level and loss in dBmV
- Map transmitters on RG6, RG59 and BNC cables
- Generate color bar test pattern on HDMI displays
- Measure HDMI cable length*
- Identify HDMI cable quality
- Works with LVPRO 20, LVPRO 30 and LVPRO 30SR
- Comes with 1 remote (Add up to 3 additional remotes) (PN: VTM-2R/VTM-3R/VTM4R)
- 1 year warranty
- Includes: test module and BNC/COAX/HDMI remote
- **Part Number: VTM-KIT**

* Requires HDMI cables that do not have built-in or are attached to boosters or repeaters



See pages 37 & 38 for
Carrying Cases,
Test Leads
and Accessories.



This is the perfect device for testing UTP Cables and LAN devices. The Real World Certifier tests: speed parameters, cable propagation delay, cable skew, cable typing (Cat 3, 5, 5E, 6), attenuation, cable verification, cable length and LAN devices (advertised and negotiated).
Also, the RWC performs basic testing for coax cables!

REAL WORLD CERTIFIER™ 2

Cable Category Tester

- Speed tests (10MB, 100MB, 1 GIGABIT):
 - Real World Cert Level 1 (projected)
 - Real World Cert Level 2* (confirmed)
- Cable typing (CAT 3, 5, 5E, 6)
- Displays port speed, duplex, and data levels of all pairs*
- Inline Port Mode (negotiated results)
- Port blink test
- Cable length (real 1 nanosecond TDR)
- Opens, shorts, split pairs, split distance
- NEXT, FEXT, Skew, Propagation delay
- Attenuation*, hot splits
- Tone mode for tracing and troubleshooting
- Stores 250 tests for later printing**
- 2 models available
- 1 year warranty
- Includes: RJ45 patch cable(2), RJ45 to Coax adapter, USB cable, case, DVD, CD software, certify pad, certify stickers, tracer probe and batteries (2 - 9v)
- **Red Numbers:** RWC1000K(CS), RWC1000NP (Non-printing model)

* Uses real data from your hub, switch or PC

** Some features described above are only available on the RWC1000K(CS), Requires Microsoft® Excel®



The Real World Certifier offers 2 levels of testing

LEVEL 1

Real World Certifier Level 1 Cable Test Cable verification testing (opens, shorts, wire map, split pairs) is combined with crosstalk testing (NEXT, NEXT FAR) and timing tests (propagation delay, skew) to arrive at a PROJECTED SPEED RATING of the cable. CABLE TYPING displays the category of the cable (CAT 3, 5, 5E, 6). Test data is simulated using digital pulses.

WHEN TO USE LEVEL 1 TESTS: Level 1 testing is perfect for new cable installations and for testing cables where no LAN devices (hubs, PCs, switches) are available.

LEVEL 2

Real World Certifier Level 2 Cable Test, in addition to the Level 1 tests, adds attenuation and hot splits to arrive at a CONFIRMED SPEED RATING of the cable. Test data is REAL LIVE DATA provided by a PC, switch or hub.

WHEN TO USE LEVEL 2 TESTS: Level 2 testing is designed for testing cables when you want to certify cables and the user's equipment connected to the cable. It is also useful in new cable installations where you want the assurance of testing with real live data.




Understanding what data and power is on a CAT5/6 cable is becoming increasingly important as cables are becoming crowded with a wide variety of data devices and power sources. The Power Panel CAT5/6 DVM is the right tool because, once connected, it goes to work scanning each pin on a connector and displaying both the activity and the pair location. Whether it be network devices, phones or Power Over Ethernet, all is displayed. If you are a VoIP phone and IP camera installer, you will find the Power Panel particularly useful because you will know if there is power and a data pair available for your equipment!

POWER PANEL™

CAT 5/6 Digital Volt Meter

- Scans all pins
- Displays PoE power: volts, watts*, cable pair location, and end/midspan*
- Advertised data switch speed (10,100,1000 MB/s), duplex
- Works on telephones (digital, analog)
- VoIP phone and IP camera load simulator
- Link pulse transmit button
- **POWER PASS THRU***
Two jacks allow PoE power to be passed to the PoE device so it can be tested
- Tone generation
- Port beacon
- Auto shutoff
- 3 models available
- 1 year warranty
- Includes: RJ45 cable, case, battery (1 - 9v) and tracer probe (POE1000ILT)
- **Part Numbers:** POE1000, POE1000IL, and POE1000ILT (Includes probe)

* Some features described above are only available on the POE1000IL or higher



Cable and Power Kits

Special pricing when you combine the Power Panel with the Real World Certifier.
CPK1000 - RWC1000K and POE1000
CPK1000IL - RWC1000K and POE1000IL

Power Panel Features	Model Number	POE1000	POE1000IL	POE1000ILT
	SCANS PINS AND DISPLAYS PoE POWER volts, cable pair location, endspan/midspan	✓	✓	✓
	ADVERTISED DATA SWITCH SPEED (10,100,1000 MB/s), duplex	✓	✓	✓
	CABLE PAIR LOCATION	✓	✓	✓
	TELEPHONE LINE VOLTAGE (DIGITAL, ANALOG)	✓	✓	✓
	VOIP PHONE AND IP CAMERA LOAD SIMULATOR	✓	✓	✓
	LINK PULSE TRANSMIT BUTTON	✓	✓	✓
	TONE GENERATOR	✓	✓	✓
	PORT BEACON	✓	✓	✓
	POWER PASS THRU Two jacks allow PoE power to be passed to the PoE device so it can be tested.		✓	✓
	POWER MEASUREMENT Placed INLINE between two devices, the power draw of the device can be measured in watts		✓	✓
	ILLUMINATED PROBE The Tone Star features: Ultrabright LED lighted tip, filtering to block fluorescent hum, volume control, 2 status LEDs, adapters for alarm wire, RJ11, RJ45 and coax connectors.			✓



TVR10/100/1000™

LAN Tester

- Verifies if PC/hub/switch is ON
- Confirms negotiated speed and duplex of the link
- Verifies hub/switch to hub/switch data transmission
- Checks if straight through or crossover patch cable is required
- Finds speed bottlenecks on 10, 100 and 1000 Base-T LANs
- Monitors LAN link to determine negotiated speed (between two devices)
- Detects PoE (Power Over Ethernet) and indicates whether it is endspan or midspan
- 1 year warranty
- Includes: RJ45 cable (2), RJ45 to Coax adapter, case and batteries (2 - 9V)
- **Part Number:** TVR10/100/1000



POCKET CAT™

RJ45/Coax Tester


- Tests both RJ45-CAT5/6 and Coax cables
- Ruggedized for field use
- PASS/FAIL results appear in one second
- Each pair's status is highlighted
- Complete TIA568 test performed
- Continuity, opens/shorts, reversals and split pairs
- Tone mode for tracing and troubleshooting
- Auto-off (12 seconds) battery saver
- Low battery indicator
- 2 models available
- 1 year warranty
- Includes: Belt clip, RJ45 cable, Coax terminator case and battery (9V)
- **Part Number:** CTX200, CTX200P (Includes probe)



IP ANSWER STICK™

IP Camera / PoE Tester

- Helps align/focus an IP camera on the jobsite with use of laptop and camera software
- Helps configure a router at the router location
- Helps configure an access point at its location
- Monitors PoE volts, watts and link activity
- 1 year warranty
- **Part Number:** IPAS10-N



Triplett's unique Specialty Tools make any DIY or jobsite project easy with autoloading screwdrivers, one-hand adjustable pliers and soft grip cutters!

PROFESSIONAL AUTOLOADER

Multi Bit Screwdriver

- Auto loading screwdriver with 6 selectable bits
- Heavy duty steel shaft
- Magnetic bits store in handle
- Pre-loaded with 6 commonly used industrial grade S2 bits
- Limited lifetime warranty on product - 1 year on bits
- **Part Number:** TPAL-001



MINI AUTOLOADER

Mini Multi Bit Screwdriver

- Auto loading screwdriver with 6 selectable bits
- Designed for precision installations
- Magnetic bits store in handle
- Pre-loaded with 6 commonly used bits
- Limited lifetime warranty on product - 1 year on bits
- **Part Number:** TMAL-001



SECURITY BIT KIT

Professional Grade Bit Kit

- 32-piece kit with 30 industrial grade bits for tamper proof fasteners
- Includes drill adapter
- Contains: **Phillips Tamper:** #2 #3
Torx Tamper: 5, 6, 7, 8, 9, 10, 15, 20, 25, 27, 30, 40
Hex Tamper: 5/64", 3/32", 7/64", 1/8", 9/64", 5/32", 3/16", 7/32", 1/4", 5/16"
Spanner: 4, 6, 8, 10, 12, 14
- 1 year warranty
- **Part Number:** TSBK-001



INDUSTRIAL BIT KIT

Professional Grade Bit Kit

- 32-piece kit with 30 industrial grade S2 steel bits
- Includes drill adapter
- Contains: **Phillips:** P0, P1, PR2, P3
Torx: 10, 15, 20, 25, 27, 30, 40
Hex: 5/64", 3/32", 7/64", 1/8", 9/64",
5/32", 3/16", 7/32", 1/4", 5/16"
Slotted: 3-4, 4-5, 6-8, 8-10, 10-12
Square: 1, 2, 3
- 1 year warranty
- **Part Number:** TBK-001



CLIKGRIP™

Auto Adjusting Pliers

- 2 sizes available 7" and 10"
- Adjust with one hand
- Narrow serrated jaws for secure grip
- Soft grip handles
- Limited lifetime warranty
- **Part Number:** TT-220 - 7", TT-221 - 10"



POWRSTRIP™

Automatic Wire Stripper

- Automatically strips wire from 8 to 30 AWG
- Crimps insulated and non-insulated wire
- Built-in wire cutter
- Comfortable spring loaded handles
- 1 year warranty
- **Part Number:** TT-240



LONGLOCKERS™

Extended Reach Locking Pliers

- 15" extended reach with narrow profile
- Serrated locking jaws
- Comfortable cushioned non-slip handles
- Corrosion resistant finish
- Drop forged jaws
- Durable heat treated high carbon steel construction
- Limited lifetime warranty
- **Part Number:** TT-200



SUPRASTRIP™

Precision Wire Stripper

- Strips solid and stranded wire from 20 ~ 30 AWG
- Built in wire cutter
- Built-in bolt/screw cutter 6-32
- Integrated serrated jaw pliers
- Wire loop bending holes
- Wire marks on both sides
- Curved handle design for comfort and increased leverage
- 1 year warranty
- **Part Number:** TT-244



CABL CUT™

Cable Cutter

- Cuts multi-wire copper cable up to 3/8 diameter
- Curved double ground SK-5 cutting blades
- Precision 10 to 20 AWG wire stripper
- Corrosion resistant Black Oxide finish
- Rubber handles increase grip and comfort
- 1 year warranty
- **Part Number:** TT-242



CROSSJAW™

Long Needle Nose Pliers

- 13" extended reach with narrow profile
- Serrated jaws
- Twin X joint allows access with minimal handle movement
- Corrosion resistant finish
- Flat rivet design
- Rubber handles increase grip and comfort
- Limited lifetime warranty
- **Part Number:** TT-260



GRABLITE™

Telescoping Flashlight

- Magnetic wand extends up to 21"
- 6 high intensity white LEDs
- Magnet lifts up to 2 lbs.
- Durable machined aluminum body with anodized finish
- Weather resistant design
- 1 year warranty
- Includes: case and battery (1-9V)
- **Part Number:** TT-110



CASES



Model 369
Compact case with belt loop

Accommodates the following models:
310 Series, 1101-A and 1101-B

- **Part Number:** 10-1258



Model 2969
Standard case with belt loop

Accommodates the following models:
310 Series, 1101-A and 1101-B

- **Part Number:** 10-2969



Model 639-C
Padded, Cordura case with strap

Accommodates the following models:
60 series, 630 series


- **Part Number:** 10-4152



Model 369-T
Compact case with neck strap

Accommodates the following models:
310 series

- **Part Number:** 10-1608



Model 639-A
'Barn Door' opening front with snap
back cover and handle

Accommodates the following models:
60 series, 630 series

- **Part Number:** 10-2739



Universal Case
Fits most standard DMM or Clamp
meters with test leads
Padded Cordura case with adjustable
flap

- **Part Number:** 10-4275

TESTER ACCESSORIES



Breaker Sniff-It Adapter Kit
Enhance functionality of
Breaker Sniff-It (PN: 9650)

- **Part Number:** 79-796



Replacement Duck-Bill Tip
for *Fox & Hound* (PN: 3399)

- **Part Number:** 79-798



Camera Wands
Works with 8125, 8120, and 8115

- 3' Wand (5.5mm) -
PN: CC2-CAM3FM
- 3' Wand - PN: CC2-CAM3F
- 6' Wand - PN: CC2-CAM6F
- 10' Wand - PN: CC2-CAM10F



WireMaster FireFly remotes

Enhance usability pack of
100 reusable remotes

- **Part Number:** 3291



1.25mm Universal Fiber
Adapter for *FiberTest VFL*

- **Part Number:** 79-815



Extensions
Works with 8125, 8120, and 8115

- 3' Ext. - PN: CC2-XC3F
- 6' Ext. - PN: CC2-XC6F
- 10' Ext. - PN: CC2-CC10F

LVPRO ACCESSORIES



Coax IDs
PN: LVPRO-
COAX ID



RJ45/Coax ID
PN: LVPRO-
RJ45-COAX ID



RJ45 IDs
PN: LVPRO-
RJ45 ID



Smart Remotes
RJ45
PN: LVPRO-SR

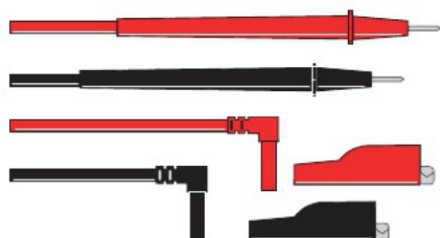


Speaker IDs
PN: LVPRO-
SPKR(7.1)ID



Tone Probe
PN: LVPRO-
Probe

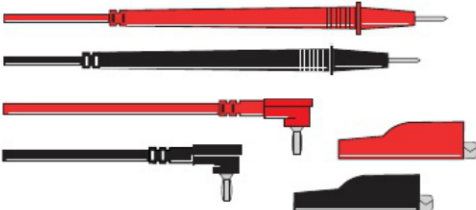
TEST LEADS



42" Test Leads with Mini-Banana Jacks
and insulated screw-on alligator clips

Accommodates the following models:
310 Series

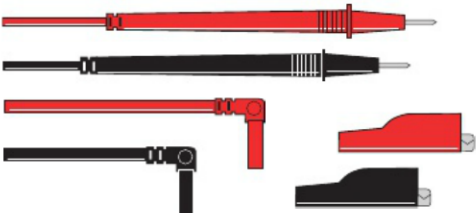
- **Part Number:** 79-153



48" Test Leads with insulated Screw-on
alligator clips

Accommodates the following models:
9000 series DMMs, Clamp-ons, 4404,
1101-A/B, 1201, 1301, 1401 and BBT858L


- **Part Number:** 79-760



48" Test Leads with insulated screw-on
alligator clips (female jack)

Accommodates the following models:
Model 60, 60-NA, 630 Type 4 and later


- **Part Number:** 79-374



48" Test Leads with insulated
screw-on alligator clips

Accommodates the following models:
Model 630 Type 1, 2 and 3, 630-NA, 630-
NS, 630-PL, 630-PLK, 666R, G/P Series

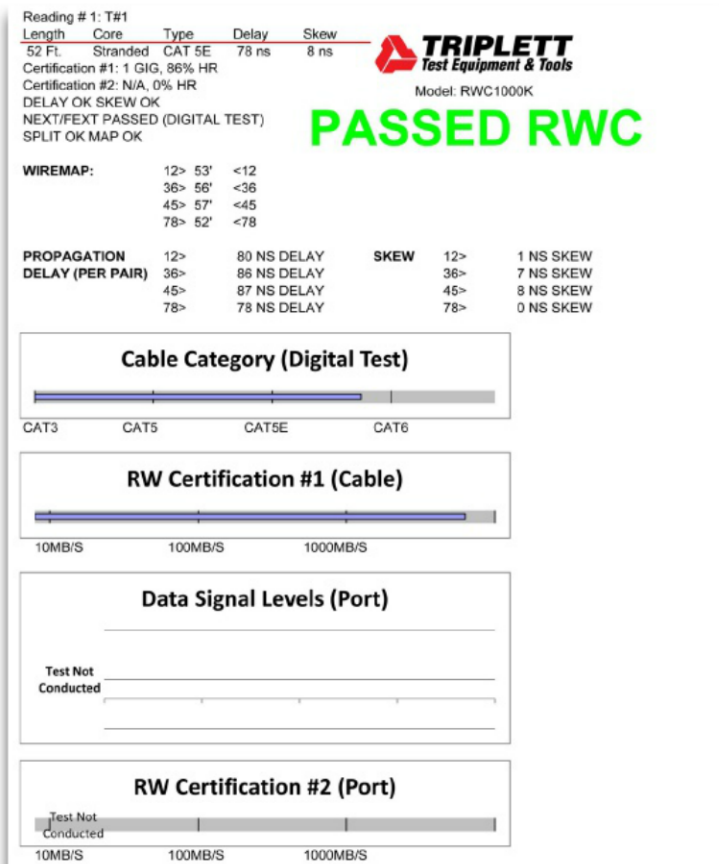
- **Part Number:** 79-127



ModuLeads™

UL listed premium silicone jacketed 24" and
60" test leads with insulated alligator clips,
pointed probes and spades

Accommodates the following models:
9000 series DMMs, Clamp-ons, 4404, 1101-
A/B, 1201, 1301, 1401, BBT858L and other
manufacture's DMMs



REAL WORLD CERTIFIER 2™ Sample Test Report



LOW VOLTAGE PRO

Test 1 08-Jan-2012 12:20:34 Cable: DATA VOP = 70.0 Note:
 Pair: 1-2 Length:58Ft Prop:81nS Skew:2nS Ohms:93 Map:1-2
 Pair: 3-6 Length:57Ft Prop:79nS Skew:0nS Ohms:93 Map:3-6
 Pair: 4-5 Length:57Ft Prop:79nS Skew:0nS Ohms:94 Map:4-5
 Pair: 7-8 Length:60Ft Prop:83nS Skew:4nS Ohms:94 Map:7-8
 PASSED

Test 2 08-Jan-2012 12:24:59 Cable: DATA VOP = 70.0 Note:
 Pair: 1-2 Length:55Ft Prop:80nS Skew:2nS Ohms:92 Map:1-2
 Pair: 3-6 Length:54Ft Prop:78nS Skew:0nS Ohms:92 Map:3-6
 Pair: 4-5 Length:54Ft Prop:78nS Skew:0nS Ohms:93 Map:4-5
 Pair: 7-8 Length:57Ft Prop:82nS Skew:4nS Ohms:95 Map:7-8
 PASSED

Test 3 08-Jan-2012 12:26:30 Cable: DATA VOP = 70.0 Note:
 Pair: 1-2 Length:300Ft Prop:436nS Skew: 2nS Ohms:101 Map:1-2
 Pair: 3-6 Length:304Ft Prop:442nS Skew: 8nS Ohms: 99 Map:3-6
 Pair: 4-5 Length:306Ft Prop:444nS Skew:10nS Ohms: 98 Map:4-5
 Pair: 7-8 Length:299Ft Prop:434nS Skew: 0nS Ohms: 106 Map:7-8
 PASSED

LOW VOLTAGE PRO

Sample Test Report



Notes

[illegible]

EXPLAINING ACCURACY SPECIFICATIONS

Accuracy specifications are usually specifications of 'inaccuracy' or error. That is, few people say something is '99% accurate,' they usually say its 'accurate within 1%,' or its 'accuracy is 1%.'

Triplett follows the convention of stating 'allowable error' as accuracy.

When we advertise products with multiple ranges, we often group ranges together that share the same accuracy. This allows us to convey the information concisely and use less space.

We follow this format:

Number of Ranges (Ranges from lowest to highest, Resolution of the ranges) $\pm(\% \text{ rdg} + \text{dgt})$

For example, a specification for the DC Voltages ranges on a Digital Multimeter (DMM) may be:

3(2/20/200V, 0.001/0.01/0.1V res) $\pm(0.5\% \text{ rdg} + 2 \text{ dgts})$ or 3(2/20/200V, 0.001/0.01/0.1V res) $\pm(0.5\% + 2)$

This means there are a total of 3 ranges, specifically a 2V, 20V and 200V range, with the 2V range having a resolution of 0.001V, the 20V range having a resolution of 0.01V and the 200V range having a resolution of 0.1V. Notice that 'V' is only stated once at the end, since it applies to all of the ranges. The accuracy for these ranges is $\pm(0.5\% \text{ rdg} + 2 \text{ dgts})$. 'rdg' and 'dgts' are abbreviations for 'reading' and 'digits' respectively. 'Reading' means 'of reading' and 'digits' means 'least significant digits' (sometimes abbreviated 'lsd' or 'LSD'). So '0.5% rdg + 2dgt' means '0.5% of reading plus 2 least significant digits.' '0.5% of reading' means the allowable error is 0.5% of whatever value the DMM displays. '2 least significant digits' means that the lowest value the meter can display can be in error by a value of '2.' The \pm preceding the specification means the error can be positive or negative.

For example, if the specification is applied to a meter reading of '1000,' first, it may be in error by 0.5%. 0.5% of 1000 is '5'. Next, '2 dgts' means the last digit (representing the lowest or least value) has an additional error of '2' added on. $5 + 2 = 7$. So the total error is 7 out of 1000. Remember, this error can be positive or negative...so the error is really ± 7 . So when the meter reads 1000, the actual value being measured could be 993 to 1007.

Things get a little more complicated when several ranges with different 'units-of-measure' share the same accuracy specification. Here's an example:

4(600mV/6V/60V/600V, 0.1mV/0.001V/0.01V/0.1V res) $\pm (0.5\% \text{ rdg} + 5 \text{ dgts})$

The initial '4' indicates the total ranges that share the same specification. In this case, there are both mV and V ranges. An forward slash '/' is used to separate the ranges with different units-of-measure. So the actual ranges are 600mV, 6V, 60V and 600V. The resolution specification is similarly separated with a forward slash, showing the appropriate mV and V resolutions for the ranges.

So a reading of '100' on any of the ranges (decimal point ignored), with the $\pm (0.5\% \text{ rdg} + 5 \text{ dgts})$ spec, would start out with a possible 0.5% error....or '0.5'. The meter can't indicate this low of a value, so it must be 'rounded up' or 'rounded down'. Since its '0.5,' it's rounded up to '1'. If it were '0.4,' it would be rounded down to '0'. Then the '5 dgts' error is added on for a total of '6'. So the actual value being measured when the meter reads '100' could be '94 to 106'.

We use the same format in most of our current advertisements. We've changed it some over the years and sometimes variations will be seen in the abbreviations used, the + or - symbols or the parenthesis...but it's usually easy to interpret. Many other manufacturers use this same format or a variation of it.

PRODUCT INDEX

Security Camera Solutions

CamView Elite (PN: 8060).....	pg 5
CamView W35v (PN: 8055).....	pg 5
CamView W35 (PN: 8050).....	pg 5
Mini Monitor 2.5 (PN: VTX025)....	pg 6
Camera Wizard II (PN: VTX455)...	pg 6

Inspection Cameras

CobraCam PRO (PN: 8125).....	pg 7
CobraCam Wifi (PN: 8120).....	pg 7
CobraCam 2 (PN: 8115).....	pg 8
CobraCam USB III (PN: 8106).....	pg 8

Electrical Test & Measurement

Digital Multimeters

Model 9065 (PN: 9065).....	pg 9
Model 9055 (PN: 9055).....	pg 10
Model 9045 (PN: 9045).....	pg 11
Model 9007-A (PN: 9007A).....	pg 11
Model 1201 (PN: 1201).....	pg 13
Model 1301 (PN 1301).....	pg 13
Model 1401 (PN 1401).....	pg 13
Model 1101-B (PN: 1101).....	pg 13
Model 2030-C (PN: 2030).....	pg 13
BBT858L (PN: BBT858L).....	pg 13

Clamp-On Meters

Model 9325 (PN: 9325).....	pg 15
Model 9305 (PN: 9305).....	pg 15
Model 9200-A (9200).....	pg 15

Analog Meters

Model 310 (PN: 3018).....	pg 17
Model 310-C (PN: 3022).....	pg 17
Model 310-TEL (PN: 3067).....	pg 17
Model 60 (PN: 3145).....	pg 18
Model 630 (PN: 3030).....	pg 18
Model 2000 (PN: 2010).....	pg 19
Model 2001 (PN: 2011).....	pg 19
Model 2002 (PN: 2012).....	pg 19
Model 2003 (PN: 2013).....	pg 19

Electrical Testers

Sniff-It Jr. (PN: 9604).....	pg 21
Sniff-It (PN: 9602).....	pg 21
Sniff-It 3 (PN: 9606).....	pg 21
Breaker Sniff-It (PN: 9650).....	pg 21
Plug-Bug 2 (PN: 9610).....	pg 22
SatAlign 2 (PN: 3275).....	pg 22
Chek-A-Cell (PN: 3276).....	pg 22
LazerTape 160 (PN: TLT-160).....	pg 22

Enviro Testers

ProTemp 12-A (PN: PT12A).....	pg 23
SoniChek (PN: TSC-MC1).....	pg 23
SoniChek PRO (PN: 3550).....	pg 23

VDV Test Solutions

Tone & Probe Kits

Fox & Hound (PN: 3399).....	pg 24
Fox & Hound HotWire (PN: 3388).....	pg 24
Fox & Hound Jr. (PN: 3375).....	pg 24
ProTone (PN: CTX590).....	pg 25

Testers

TDR (PN: 3271).....	pg 25
TeleTalker 330 (PN: 3330).....	pg 25
BSX200 (PN: BSX200).....	pg 26
Line-Bug 4 (PN: 9615).....	pg 26
PoE-Bug (PN: 9625).....	pg 26
FiberTest VFL (PN: 3340).....	pg 27
WireMaster FireFly (PN: 3290).....	pg 27
WireMaster XR-2 (PN: 3254).....	pg 27
WireMaster XR-5 (PN: 3260).....	pg 28
WireMaster Coax BNC (PN: 3274).....	pg 28
WireMaster Mapper (PN: 3281).....	pg 28

Cable Testers

LVPRO (PN: LVPRO20/30/30SR).....	pg 29
Video Test Module - LVPRO (PN: VTM-KIT)	pg 30
Real World Certifier (PN: RWC1000K/NP)..	pg 31
Power Panel (PN: POE1000/IL/ILT).....	pg 32
TVR10/100/1000 (PN:TVR10/100/1000)....	pg 33
Pocket Cat (PN: CTX200, CTX200P).....	pg 33
IP Answer Stick (PN: IPS10-N).....	pg 33

Specialty Tools

Pro AutoLoader (PN: TMAL-001).....	pg 34
Mini AutoLoader (PN: TMAL-001).....	pg 34
Security Bit Kit (PN: TSBK-001).....	pg 34
Industrial Bit Kit (PN: TBK-001).....	pg 35
ClikGrip (PN: TT-220/221).....	pg 35
PowrStrip (PN: TT-240).....	pg 35
LongLockers (PN: TT-200).....	pg 35
SupraStrip (PN: TT-244).....	pg 36
CablCut (PN: TT-242).....	pg 36
CrossJaw (PN: TT-260).....	pg 36
GrabLite (PN: 110).....	pg 36

Accessories

Cases	pg 37
Tester Accessories.....	pg 37-38
Test Leads.....	pg 38

THE TRIPLETT EXPERIENCE

In January of 2007, Triplett joined the Jewell Instruments group of brand name products and has continued the legacy started by Ray L. Triplett over 100 years ago. Today, the Triplett brand name exemplifies the highest quality, most technologically advanced, rugged and reliable test equipment products in the marketplace.



Jewell Instruments is a world leader in the manufacture and distribution of advanced sensors and controls, panel meters & avionics, and **Triplett Test Equipment & Tools**. Jewell provides custom solutions for a diverse group of industries, including aerospace, medical, industrial, marine, telecommunications, rail industry and many more. Jewell Instruments' experienced engineering team works with customers to produce high quality, reliable products that meet or exceed all customer requirements.

Jewell Instruments offers two fully modernized manufacturing facilities: one in Manchester, New Hampshire and other in Barbados, West Indies. Both are fully capable of handling the most stringent manufacturing requirements while our Barbados facility also provides the extremely cost-competitive advantage of an offshore manufacturer.



Your Authorized Triplett Distributor is:

MORE



INFO

Find Us On:



PN: 84-906

Triplett Test Equipment Catalog Volume 1 3/15

triplett.com • 850 Perimeter Road • Manchester, NH • 800.TRIPLETT

© 2015 Triplett, a brand name of Jewell Instruments, LLC